








The Metabo angle grinders from 750-1,900 Watt

		Ø100 mm	Ø115 mm	Ø125 mm	Ø150 mm	Ø180 mm	Rated input power	Particular product advantages	Equipment
Model									
750 W - 850 W - The professional entry level									
	W 750-1....	■	■				750 W		■
	W 850-1....	■	■				850 W		■
	WEV 850-1....			■			850 W	VC	■
	WP 850-1....			■			850 W		■
900 - 1,100 W - The compact ones									
	W 9-1....	■	■	■			900 W	Particularly handy	■
	W 9-1.... Quick	■	■				900 W	Particularly handy	■
	W 11 125 Quick			■			1.100 W	Particularly handy	■
	WP 11-1.... Quick	■	■				1.100 W	Particularly handy	■
	WEA 11-125 Quick			■			1.100 W	Lowest vibrations, particularly handy	C
	WEV 11-125 Quick			■			1.100 W	Adjustable speed, particularly handy	VC
	W 1100-125	■	■				1.100 W		■
WQ 1100--125			■			1.100 W		■	
1,300 - 1,400 W - The allrounders									
	W 13-1.... Quick			■	■		1.350 W		■
	WP 13-125 Quick			■			1.350 W		■
	WPB 13-125 Quick			■			1.300 W	High user safety	■
	WA 13-125 Quick			■			1.350 W	Lowest vibrations	■
	WEQ 1400-125			■			1.400 W		C
1,500 W - The power packs									
	WE 15-125 Quick			■			1.550 W		TC
	WEV 15-125 Quick			■			1.550 W	Adjustable speed	VTC
	WEV 15-125 Quick HT			■			1.550 W	High torque for processing stone	VTC
1,700 W - The continuous grinder									
	WE 17-1.... Quick RT			■	■		1.750 W		TC
	WE 17-1.... Quick			■	■		1.700 W		TC
	WEV 17-125 Quick RT			■			1.750 W	Adjustable speed	VTC
	WEV 17-125 Quick Inox RT			■			1.750 W	High torque and adjustable speed for working with stainless steel	VTC
	WEV 17-1.... Quick			■	■		1.700 W	Adjustable speed	VTC
	WEV 17-125 Quick Inox			■			1.700 W	High torque and adjustable speed for working with stainless steel	VTC
	WEP 17-.... Quick			■	■		1.700 W		TC
	WEA 17-1.... Quick			■	■		1.700 W	Lowest vibrations	TC
	WEBA 17-125 Quick			■			1.700 W	High user safety, lowest vibrations	TC
WEPBA 17-1.... Quick RT			■	■		1.750 W	Very high user safety, lowest vibrations	TC	
1,900 W series - the most productive lightweights									
	WE 19-180 Quick RT				■		1.900 W		TC
	WEA 19-180 Quick RT				■		1.900 W	High user safety, lowest vibrations	TC
	WEPBA 19-180 Quick RT				■		1.900 W	Very high user safety, lowest vibrations	TC
1,900 W series - Powerful performance. Service-free.									
	BRUSH TECHNOLOGY WE 19-125 Q M-Brush			■			1.900 W	Service-free carbon brushes, unique service life	TC
	WEV 19-125 Q M-Brush			■			1.900 W	Service-free carbon brushes, unique service life	VTC
	WEPBA 19-125 Q DS M-Brush			■			1.900 W	Service-free carbon brushes, unique service life	TC
	NEW WEPBA 19-150 Q DS M-Brush				■		1.900 W	Service-free carbon brushes, unique service life	TC

■ depends on countries

metabo®

PROFESSIONAL POWER TOOL SOLUTIONS